



DEEP ROOF LIGHTING INC.
55 Sae Cliff Avenue, Glen Cove, NY 11542
Tel: 516-676-9100, -9101, -9103, -9105, -9106
Fax: 516-676-9101

[Web Site: www.deeprooflighting.com](http://www.deeprooflighting.com)
[Email: deeproof@aol.com](mailto:deeproof@aol.com) deeproofgg@gmail.com cs.deeproof@gmail.com

LED Ceiling Flush Mount Lights - UL/ETL/ES

◀ **Master lights** ▶

3CCT Adjustable



3000K




4000K



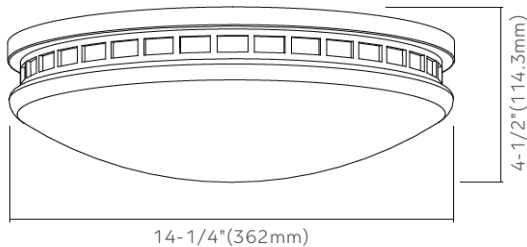
5000K

ITEM CODE: LCM1-MS1423-D345



Key Features

- **Construction:** steel body with plastic diffuser
- **Mounting:** DC design, it is flat on the back and suitable for installation on or over most standard junction boxes.
- **3 CCT:** adjusting the color temperature from (3000K, 4000K, 5000K) with toggle switch or wall switch
- **Dimmable**



Specifications

Models	CC1924
Applications	Residential/commercial/office
Wattage	23W
Color Temperature(K)	3 CCT
	3000/4000/5000
Lumen Output(lm)	1600/1610/1620
Halogen Equivalent	150W
Beam Angle	120°
CRI	80/90
Driver Input	120V AC
Power Factor	0.9
Dimming	Triac dimming
Approved Location*	Insulated ceiling, Indoor & Damp location
Ambient Temperature	-40°C to +40°C
Air Tight	Yes
Projected Life	70% light output at 50,000 hours
Certification	ETL
Warranty*	Retail: lifetime warranty Project: 5-year warranty

Approved Location*-please contact our sales for outdoor application
 Warranty*-refer to Lighttonia warranty policy

◀ Twin Rings ▶



- Cold rolled steel plate and rings
- Blowing mode high quality PMMA material
- Efficient heat dissipating Aluminum pillars
- 10", 14" and 18" LED bulge ceiling Lights
- CRI 85 high performance LED chips
- Dimmable
- UL, ULc, Energy star

10" - Φ 250x70 mm

14" - Φ 360x95 mm

18" - Φ 460x120 mm

3CCT Adjustable



3000K



4000K



5000K



Item Codes

LCM1-R1014-D(30/40/50)SN(-B)
 LCM1-R1015-D3CC-SN-WD
 LCM1-R1422-D(30/40/50)-SN
 LCM1-R1427-D(30/40/50)SN-B
 LCM1-R1425-D3CC-SN-WD
 LCM1-R1830-D(30/40/50)SN(-B)

10", 14 W, 1010 lumen, 120 VAC, Dimm, Single 3/4/5000K, Brush Nickel
 10", 15 W, 1100 lumen, 120 VAC, Dimm, 3,4,5000K switchable, Bsh Nickl
 14", 22 W, 1550 lumen, 120 VAC, Dimm, Single 3/4/5000 K, Brush Nickel
 14", 27 W, 2100 lumen, 120 VAC, Dimm, Single 3/4/5000 K, Bsh Nickl
 14", 25 W, 1900 lumen, 120 VAC, Dimm, 3,4,5000 K switchable, Bsh Nickl
 18", 30 W, 2400 lumen, 120 VAC, Dimm, Single 3/4/5000 K, Brush Nickel

• Emergency pack cover



Item Codes

LCM1-R10-EMC
 LCM1-R14-EMC
 LCM1-R18-EMC

Cover for 10" twin ring
 Cover for 14" twin ring
 Cover for 18" twin ring

◀ Mushroom ▶



- Cold forging metal plate
- Blowing mode high quality PMMA material
- 12" and 16" LED bulge ceiling Lights
- CRI 85 high performance LED chips
- Dimmable
- UL, ULc, Energy star

12" - Φ 300x80 mm

16" - Φ 400x116 mm

Item Codes

LCM1-M1115-D(30/40/50)W-CN	11", 15 W, 1100 lumen, 120 VAC, Dimmable, Single 3/4/5000 K, White
LCM1-M1214-D(30/40/50)W	12", 14 W, 1010 lumen, 120 VAC, Dimmable, Single 3/4/5000 K, White
LCM1-M1520-D(30/40/50)W-CN	15", 20 W, 1500 lumen, 120 VAC, Dimmable, Single 3/4/5000 K, White
LCM1-M1622-D(30/40/50)W	16", 22 W, 1550 lumen, 120 VAC, Dimmable, Single 3/4/5000 K, White

***** HOLD *****

◀ Mushroom and Metal Form ▶

• Go Series •



- Cold forging metal plate
- Blowing mode high quality PMMA material
- 11" and 14" LED bulge ceiling Lights
- CRI 85 high performance LED chips
- Dimmable
- ETL, ETLc, Energy star, T24
- DOB Driver on board technology



11" - Φ 11" X 3.7"

14" - Φ 14" X 4.5"

Item Codes

LCM1-M1116-D30W-G	11", 16 W, 1000 lumen, 120 VAC, Dimmable, 3000 K
LCM1-M1116-D40W-G	11", 16 W, 1100 lumen, 120 VAC, Dimmable, 4000 K
LCM1-M1116-D50W-G	11", 16 W, 1100 lumen, 120 VAC, Dimmable, 5000 K
LCM1-M1425-D30W-G	14", 25 W, 1500 lumen, 120 VAC, Dimmable, 3000 K
LCM1-M1425-D40W-G	14", 25 W, 1600 lumen, 120 VAC, Dimmable, 4000 K
LCM1-M1425-D50W-G	14", 25 W, 1600 lumen, 120 VAC, Dimmable, 5000 K
LCM1-MM1324-D30W-G	Metal Form 13", 24 W, 1300 lumen, 120 VAC, Dimmable, 3000 K
LCM1-MM1324-D40W-G	Metal Form 13", 24 W, 1400 lumen, 120 VAC, Dimmable, 4000 K
LCM1-MM1324-D50W-G	Metal Form 13", 24 W, 1400 lumen, 120 VAC, Dimmable, 5000 K

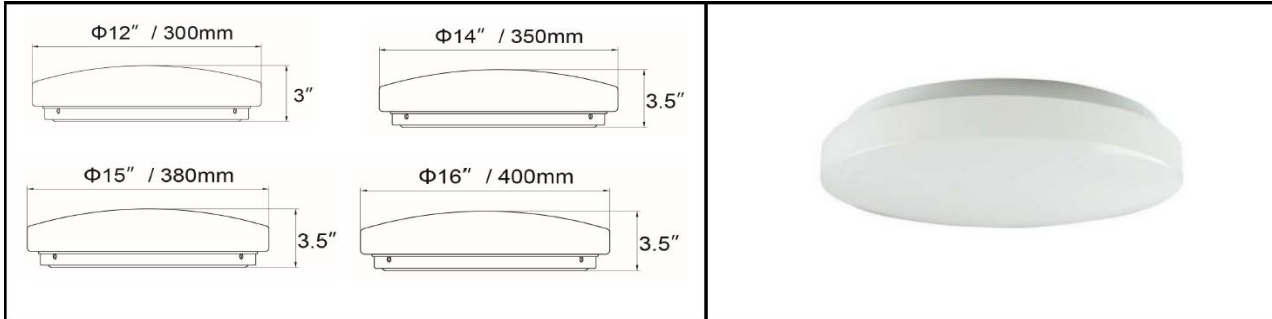
◀ Drum ▶



- Cold forging metal plate
- Blowing mode high quality PMMA material
- 12" and 16" LED bulge ceiling Lights
- CRI 85 high performance LED chips
- Dimmable
- UL, ULc, Energy star

12" - Φ300x80 mm

16" - Φ400x90 mm



Item Codes

LCM1-D1115-D(30/40/50)W-CN	11", 15 W, 1100 lumen, 120 VAC, Dimmable, Single 3/4/5000 K, White
LCM1-D1215-D(30/40/50)W	12", 15 W, 1010 lumen, 120 VAC, Dimmable, Single 3/4/5000 K, White
LCM1-D1520-D(30/40/50)W-CN	15", 20 W, 1500 lumen, 120 VAC, Dimmable, Single 3/4/5000 K, White
LCM1-D1622-D(30/40/50)W	16", 22 W, 1550 lumen, 120 VAC, Dimmable, Single 3/4/5000 K, White

*** HOLD ***

◀ Square ▶



• Go Series •

- Cold forging metal plate
- Blowing mode high quality PMMA material
- 11" and 13" LED bulge ceiling Lights
- CRI 85 high performance LED chips
- Dimmable
- ETL, ETLc, Energy star, T24
- DOB Driver on board technology

11" - 11"X 11" X 3.4"

13" - 13" X 13" X 3.4"

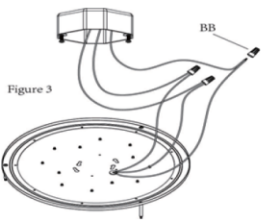
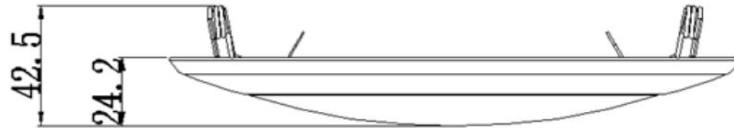
Item Codes

LCM1-Q1116-D30W-G	11", 16 W, 1000 lumen, 120 VAC, Dimmable, 3000 K
LCM1-Q1116-D40W-G	11", 16 W, 1100 lumen, 120 VAC, Dimmable, 4000 K
LCM1-Q1116-D50W-G	11", 16 W, 1100 lumen, 120 VAC, Dimmable, 5000 K
LCM1-Q1325-D30W-G	13", 25 W, 1500 lumen, 120 VAC, Dimmable, 3000 K
LCM1-Q1325-D40W-G	13", 25 W, 1600 lumen, 120 VAC, Dimmable, 4000 K
LCM1-Q1325-D50W-G	13", 25 W, 1600 lumen, 120 VAC, Dimmable, 5000 K

◀ Trust ▶ **Disk lights ceiling mount** • Input voltage 120 VAC

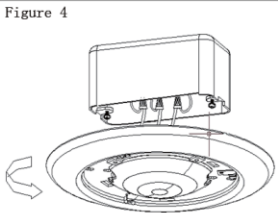
7.5" Diam., 15 watts, 1100 lumen

- Cold forging Aluminum plate
- Injection mode high quality PC material
- 7.5" LED Disk ceiling Lights
- CRI 85 high performance LED chips
- Color white and brush nickel selection
- Dimmable
- ETL, Energy star



•Connect the house white wire to the mounting plate (Part A) white wire using the wire nut (BB).
 NOTE: For proper connection, place the wire nuts (BB) over wires and twist clockwise until tight.(Figure 3)
 OPTIONAL: Wrap connected wire nuts with electrical tape.

Mounting to 4" and 6" J-box



3. ATTACHING THE MOUNTING PLATE

•Attach the mounting plate to the junction box by aligning the holes on the mounting plate (Part A) with the screws on the junction box.
 •Turn mounting plate clockwise to lock in place and tighten screws to ensure the fixture is secure and will not move.(Figure 4)

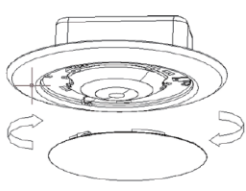


Figure 5

4. ATTACHING THE LAMP SHADE

Reattach lamp shade to mounting plate and twist to lock in place.(Figure 5)

Item Codes

- LCM1-T0815-D30W-B
- LCM1-T0815-D40W-B
- LCM1-T0815-D50W-B
- LCM1-T0815-D30SN-B
- LCM1-T0815-D40SN-B
- LCM1-T0815-D50SN-B

- White 7.5" Disk, 15W, 1100 Lumen, 3000K, Triac Dimm
- White 7.5" Disk, 15W, 1100 Lumen, 4000K, Triac Dimm
- White 7.5" Disk, 15W, 1100 Lumen, 5000K, Triac Dimm
- Satin Nickel 7.5" Disk, 15W, 1100 Lumen, 3000K, Triac Dimm
- Satin Nickel 7.5" Disk, 15W, 1100 Lumen, 4000K, Triac Dimm
- Satin Nickel 7.5" Disk, 15W, 1100 Lumen, 5000K, Triac Dimm

◀ **Soldier** ▶



7" - Φ 185x100 mm

- Cold forging metal plate
- Injection mode high quality PC material
- 7" LED bulge ceiling Lights
- CRI 85 high performance LED chips
- Color white and brush nickel selection
- Dimmable
- UL, ULc, Energy star



Item Codes

LCM1-S0710-D30W
LCM1-S0710-D40W
LCM1-S0710-D30SN
LCM1-S0710-D40SN

7", 10 W, 700 lumen, 120 VAC, Dimmable, 3000 K, white
7", 10 W, 700 lumen, 120 VAC, Dimmable, 4000 K, white
7", 10 W, 700 lumen, 120 VAC, Dimmable, 3000 K, Brush Nickel
7", 10 W, 700 lumen, 120 VAC, Dimmable, 4000 K, Brush Nickel